



SOLAR PV MODULE (DCR/NON-DCR) 144 HALF CUT MONO PERC CELL MONO FACIAL 515-555 W



India's First DCR Module with M10 MonoPERC Cell

TRANSITION TO A BRIGHTER TOMORROW

- Based on M10-182mm wafer, best choice for ultra-large power plant
- Advanced module technology delivers superior module efficiency
 - M10 Gallium-Doped Wafer
 - Smart Soldering
 - 10 Busbar Half-Cut Cells
- ARC Coated, High Transmission Glass for Higher Energy Yield
- High Module Quality Ensures Long-Term Reliability

HIGH PERFORMANCE GUARANTEE!

25 YEARS WARRANTY FOR LINEAR POWER OUTPUT

12 YEARS PRODUCT WARRANTY



SMBB TECHNOLOGY

Better light trapping and current collection to improve module power output and reliability



PID Resistance

Excellent Anti-PID performance guarantee via optimized mass-production process and materials control



Higher Power Output

Module power increases 5-25% generally, bringing significantly lower LCOE and higher IRR



Auto Bussing & Soldering Technology

Induction based Improved soldering quality without pollution to module



Enhanced Mechanical Load

Certified to withstand wind load (2400 Pascal) and snow load (5400 Pascal)

IDEAL FOR



Residential



Commercial



Utility



Off-grid

CERTIFICATION


IEC 62804 (PID) | IEC 61701 (Salt Mist) | IEC 61726 (Ammonia) | IEC 62782 (DMLT)
IEC 61853-1 & 2 (Panfile & IAM) | LID, LETID | IEC 60068 (Sand & Dust) | IEC 61215
IEC 62759 (Transportation) | CEC, INMETRO, CE | IEC 61730 | UL 61730



SOLAR PV MODULE

144 HALF CUT MONO PERC CELL

MONOFACIAL 515-555 W



ELECTRICAL CHARACTERISTICS(STC)

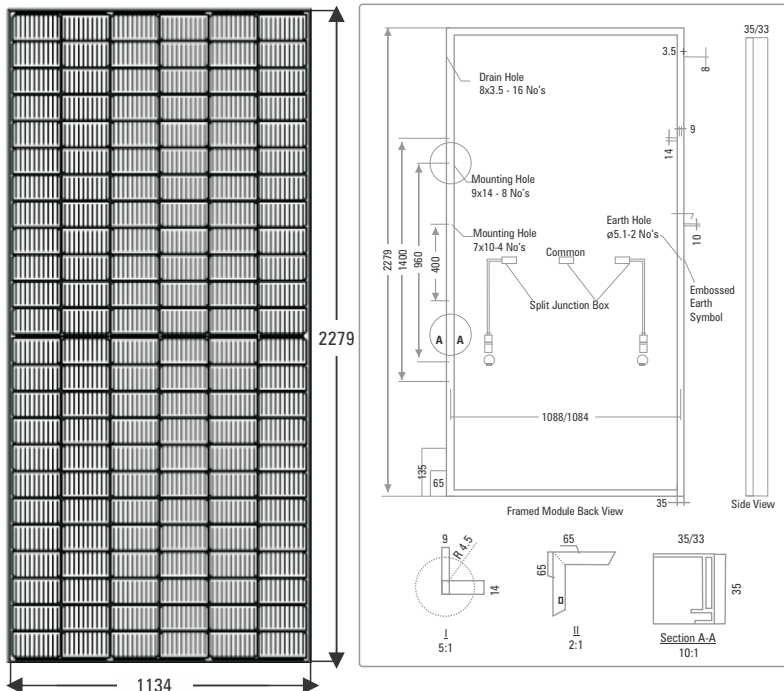
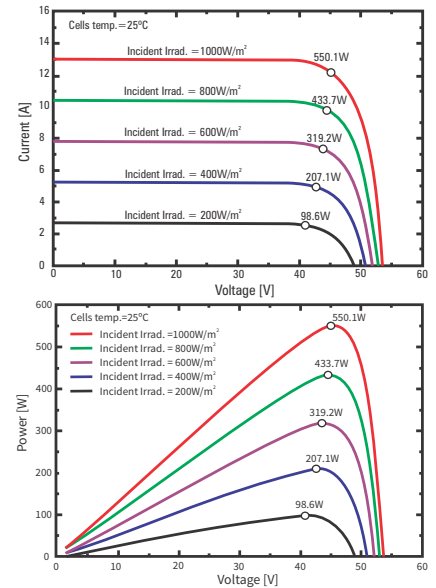
MODULE TYPE	PE 515HM	PE 520HM	PE 525HM	PE 530HM	PE 535HM	PE 540HM	PE 545HM	PE 550HM	PE 555HM
Maximum Power (Pmp)	515	520	525	530	535	540	545	550	555
Open Circuit Voltage (Voc)	49.2	49.24	49.28	49.32	49.36	49.4	49.44	49.8	50
Short Circuit Current (Isc)	13.15	13.26	13.38	13.49	13.60	13.72	13.83	13.98	14.05
Maximum Power Voltage (Vmp)	41.72	41.76	41.8	41.84	41.88	41.92	41.96	41.95	41.99
Maximum Power Current (Imp)	12.34	12.45	12.56	12.67	12.77	12.88	12.99	13.12	13.22
Module Efficiency (nm)	19.93	20.12	20.31	20.51	20.70	20.89	21.09	21.28	21.48
Power Tolerance	(-0, +5W)								
Maximum System Voltage	1500								
Maximum Series Fuse Rating	25A								
*STC Irradiance 1000W/m ² , Module Temperature 25°C and AM 1.5					Test Uncertainty: ±3%				
* No Negative Power Tolerance in Nominal Power									

ELECTRICAL CHARACTERISTICS(NOCT)

MODULE TYPE	PE 515HM	PE 520HM	PE 525HM	PE 530HM	PE 535HM	PE 540HM	PE 545HM	PE 550HM	PE 555HM
Maximum Power (Pmp)	379	383	386	390	394	397	401	405	408
Open Circuit Voltage (Voc)	45.97	46.01	46.05	46.08	46.12	46.16	46.19	46.53	46.72
Short Circuit Current (Isc)	10.48	10.57	10.66	10.75	10.85	10.94	11.03	11.14	11.20
Maximum Power Voltage (Vmp)	38.71	38.75	38.79	38.82	38.86	38.90	38.94	38.93	38.96
Maximum Power Current (Imp)	9.79	9.87	9.96	10.04	10.13	10.21	10.30	10.39	10.48
Module Efficiency (nm)	14.66	14.80	14.94	15.09	15.23	15.37	15.51	15.65	15.80
*NOCT- Irradiance 800 W/m ² , AM 1.5, Ambient Temperature 20°C and Wind Speed 1m/s					Test Uncertainty: ±3%				
* No Negative Power Tolerance in Nominal Power									

TEMPERATURE CHARACTERISTICS

Pmax Temperature Coefficient	-0.35%/°C
Voc Temperature Coefficient	-0.3%/°C
Isc Temperature Coefficient	0.06%/°C
Operating Temperature	-40°C To + 85°C
Nominal Operating Cell Temperature	45 ± 2° C



MECHANICAL SPECIFICATIONS

External Dimensions	2279 (±2mm) x 1134 (±2mm) x 35 (±1mm)
Weight	29 Kg
Solar Cells	Mono PERC-Crystalline 91mm x 182mm
Front Glass	3.2 mm, High Transmission, Low Iron, Tempered Glass
Frame	Anodized Aluminium Alloy (Silver/Black)
Junction Box	3 Split, IP 68 Rated
Connector	Mc4 Compatible
Mechanical Load	5400 Pa For Snow Load, 2400 Pa Wind Load
Output Cable	4.0 mm ² 400 mm Length

FRAME PROFILE 35X35MM AND 35X33MM ANODIZATION 15 MICRON

PACKING CONFIGURATION

Container	20' GP	32' GP	40' HQ
Pieces per Pallet	31	31	31
Pallets per Container	8	16	20
Pieces per Container	248	496	620

FIRST YEAR DEGRADATION < 2.0%

YEAR 2-25 POWER DEGRADATION < 0.55%

For more details, please contact:

PREMIER ENERGIES GROUP

sales@premierenergies.com | premierenergies.com

The specification and key features contained in this datasheet may deviate slightly from our actual products due to the on-going innovation and product enhancement, Premier Energies reserves the right to make necessary adjustment to the information described herein at any time without further notice.